

## Welcome to Salesdrive.

This brief presentation will walk you through Salesdrive's core features and how to use them.

For questions, please contact us at [support@sales-drive.com](mailto:support@sales-drive.com)



# SALESDRIVE AT A GLANCE

## CONTENT

View, present, edit  
and add sales material

## AUDIENCE

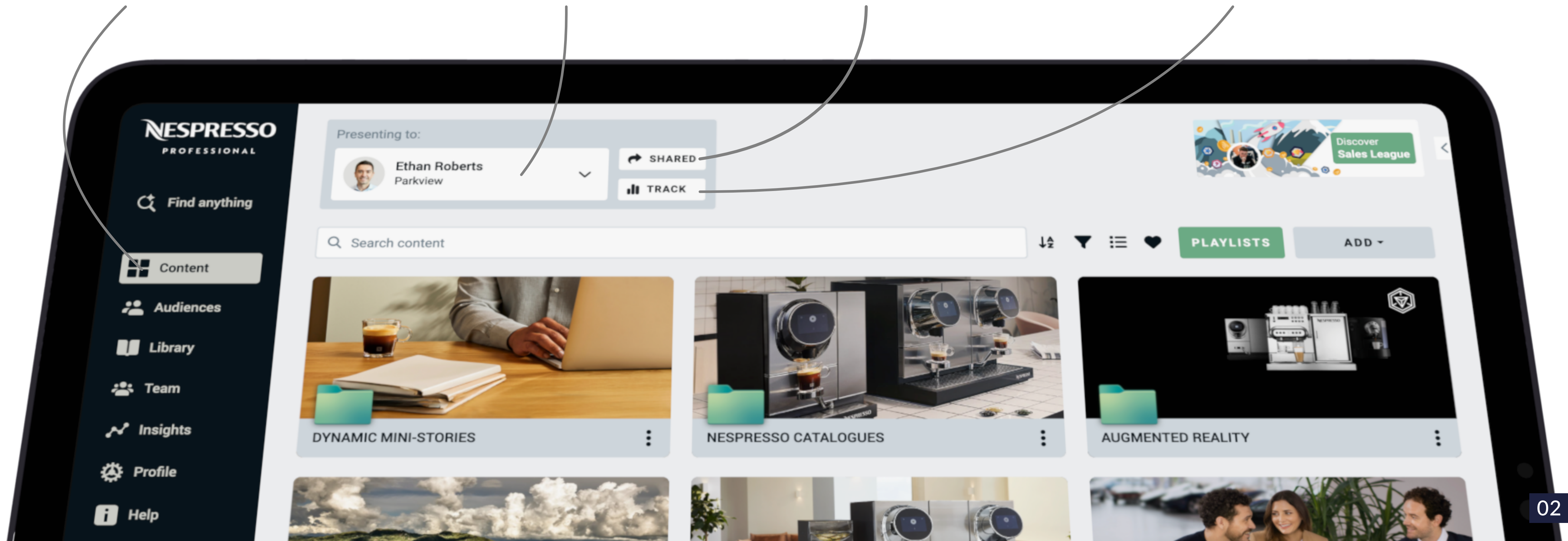
Who you're presenting to  
or sharing content with

## SHARED

View which items you've  
shared with your audience


## TRACK

See what your audience has  
viewed, when and for how long



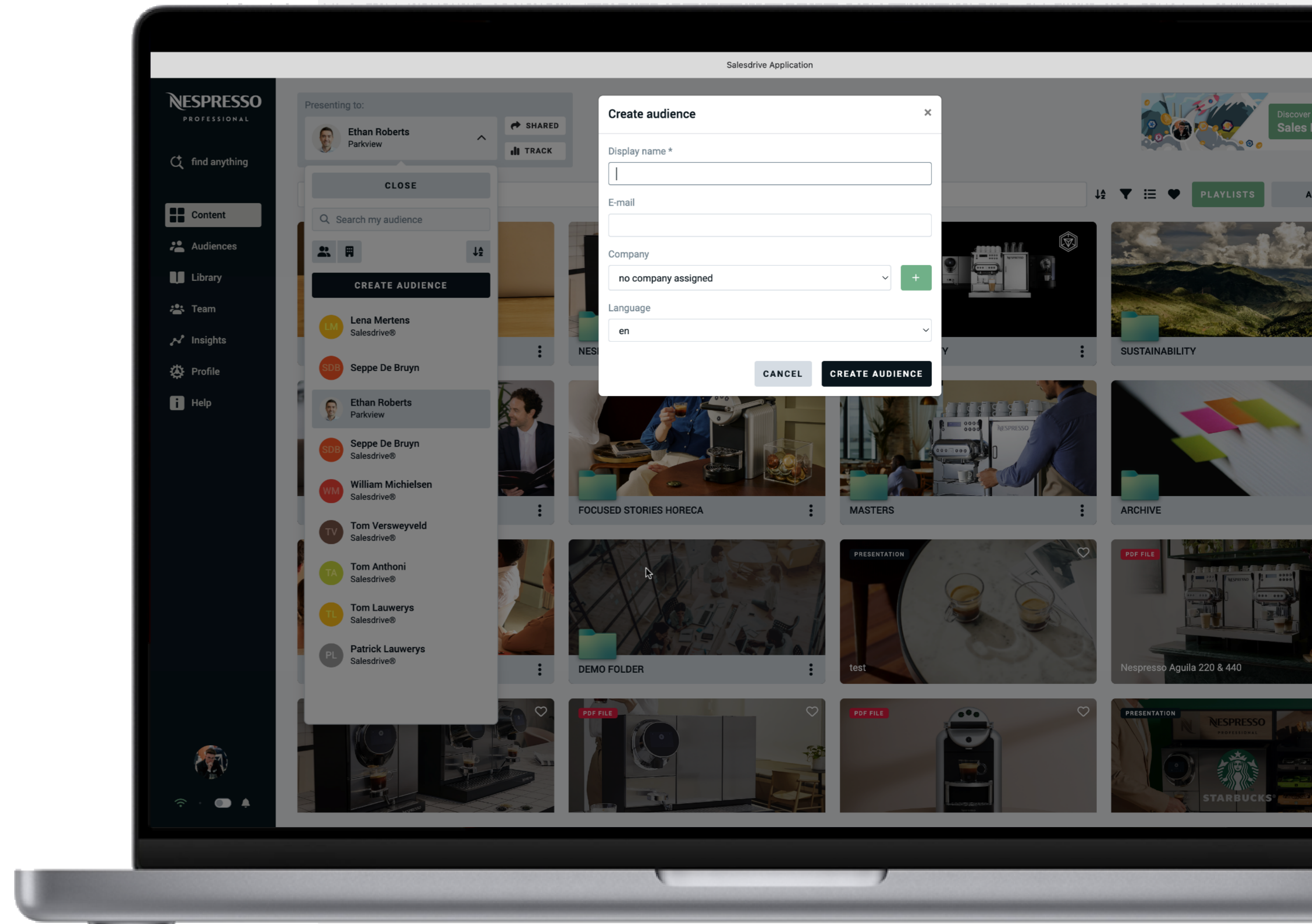
# CREATE OR SELECT AN AUDIENCE

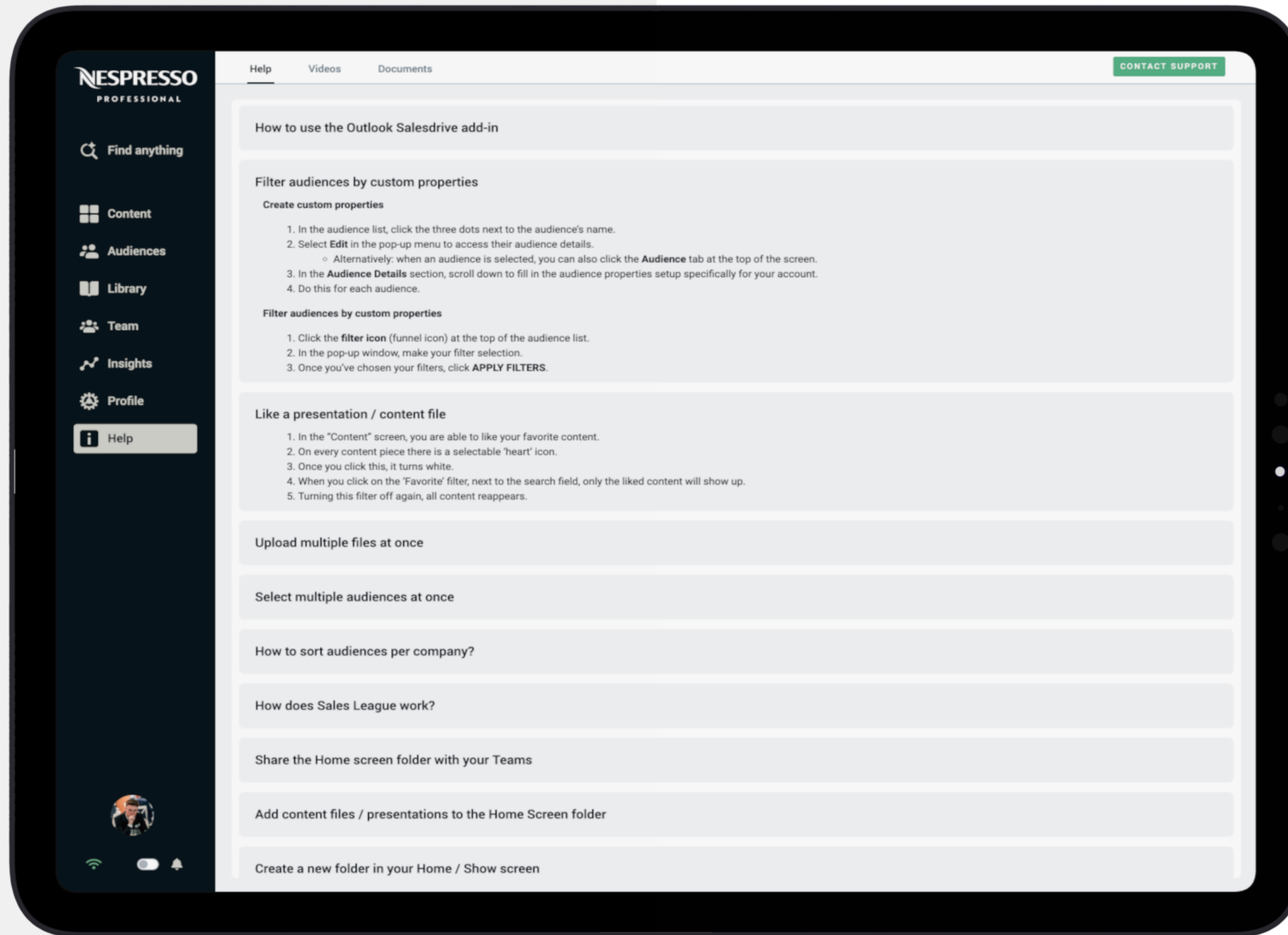
To present or share content, you first need an audience\*. **Create one in a few quick steps:**

- 1 Add their name
- 2 Add their email
- 3 Pick their company from the dropdown **or** add a new company with the  button

Once your audience is set, you're ready to present and share!

*\*Audience = your prospect or client*





# FAQ, HOW-TO DOCUMENTS & TRAINING IN THE SALESDRIVE APP

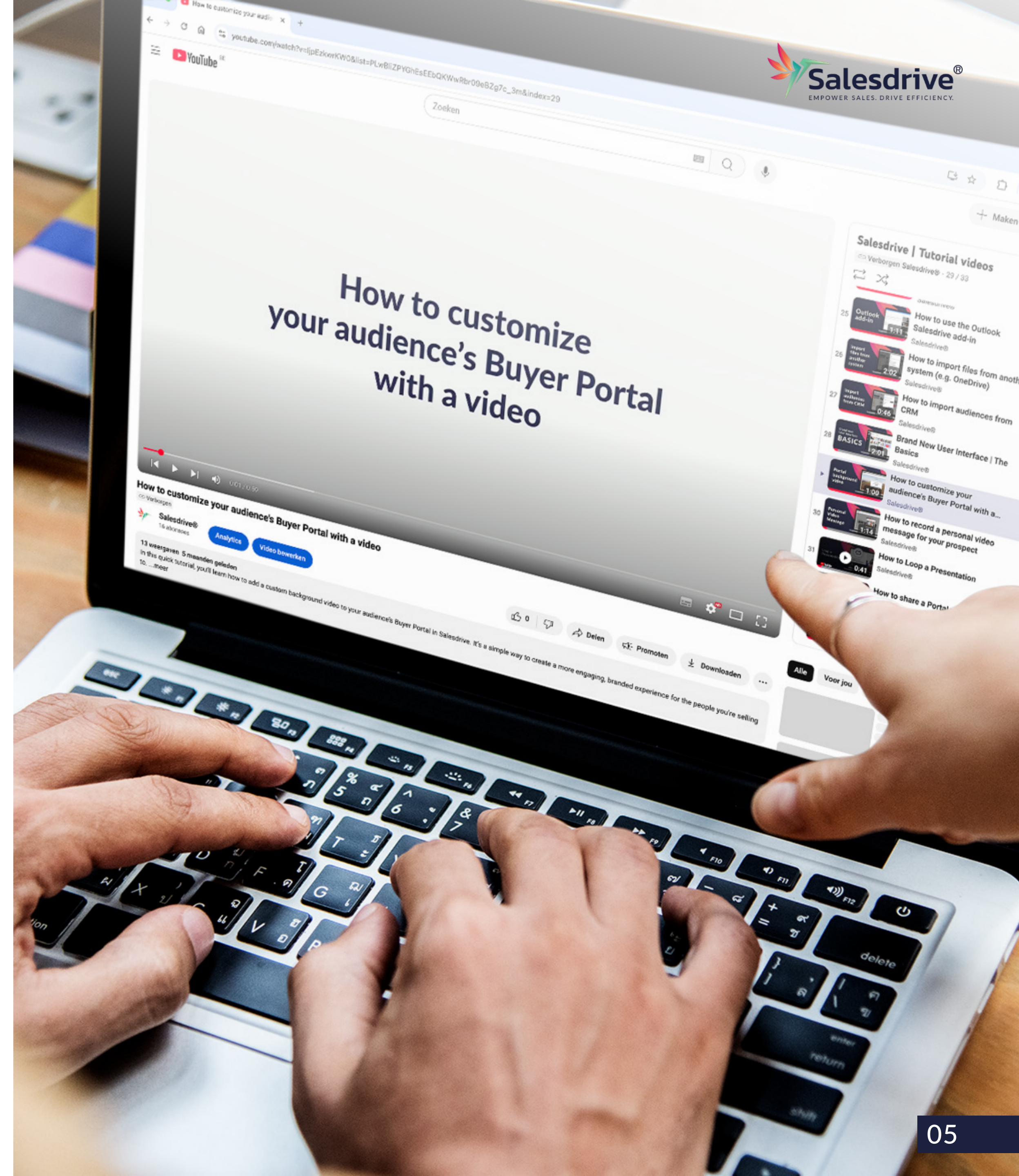
The Help section is designed to provide you with the information you need in order to better understand and use the app.

# START BY WATCHING THESE 2-MINUTE VIDEOS

- Create an audience
- Share content
- Track engagement

Jumpstart your Salesdrive journey by watching a few short tutorials. You'll master the app in no time!

[Click here](#) to visit our YouTube page



# 6 STEPS TO START WITH NEW APP

Don't miss out on a seamless start with Salesdrive.

01

## Open the link

Launch Salesdrive in your browser or install the app using the link provided.

02

## Sign in

Log in with your email address and enter your password to access the platform.

03

## Create an audience

Add a name, email and company so you can present and track engagement.

06

## Track engagement

View how long your audience spent on each slide or page and monitor their activity in Track.

05

## Share with your audience

Share content via link or email and choose optional settings like expiry or notifications.

04

## Present your content

Click on any content and select **PRESENT** to start showing your materials.

For a detailed walkthrough of each step,  
[open the Quickstart Guide](#)

# THE COMPLETE REFERENCE GUIDE FOR USERS



Ready to become an expert?  
Explore the depths of Salesdrive's  
capabilities and features in our  
comprehensive reference guide  
– your key to mastering the app like a pro.

[Click here](#) to open the user manual

# THANK YOU

Let's get started!